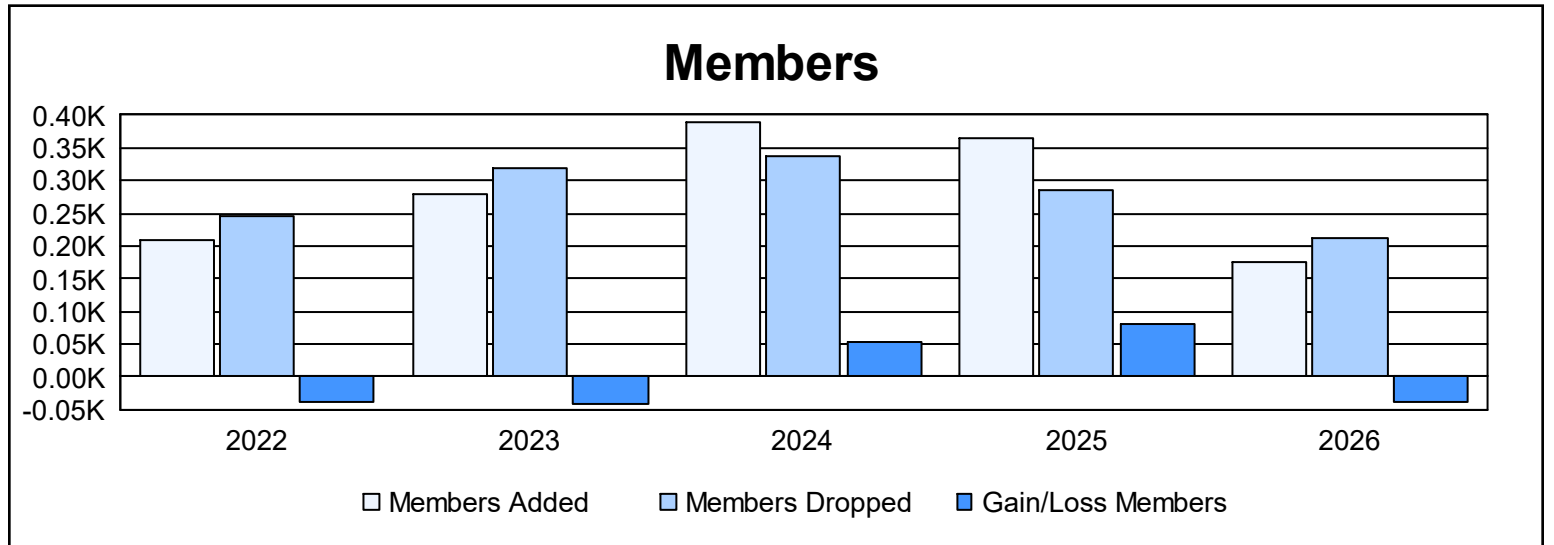
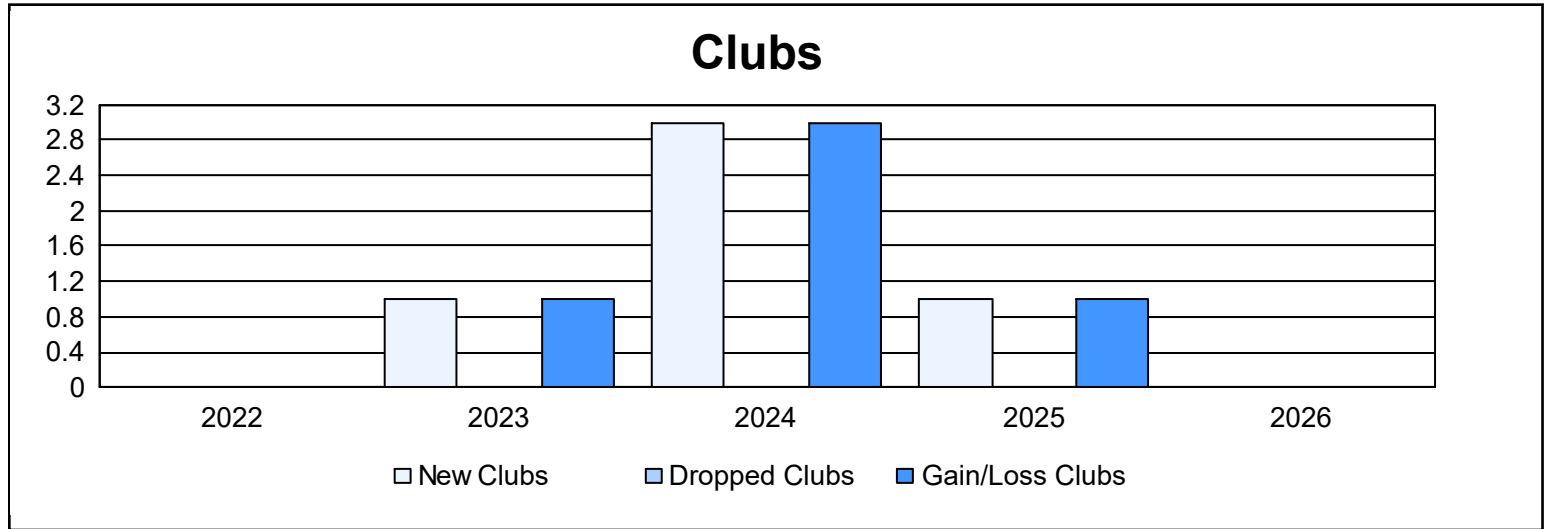
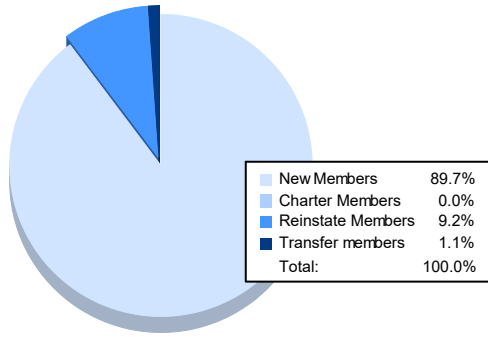


Year	New Clubs	Dropped Clubs	Gain/ Loss Clubs	New Members	Charter Members	Reinstate Members	Transfer Members	Total Member Added	Total Members Dropped	Gain/ Loss Members
2021-2022	0	0	0	198	2	8	0	208	246	-38
2022-2023	1	0	1	211	53	14	1	279	319	-40
2023-2024	3	0	3	262	105	20	1	388	336	52
2024-2025	1	0	1	249	105	11	1	366	284	82
2025-2026	0	0	0	156	0	16	2	174	213	-39
<b>Average</b>	<b>1</b>	<b>0</b>	<b>1</b>	<b>215</b>	<b>53</b>	<b>14</b>	<b>1</b>	<b>283</b>	<b>280</b>	<b>3</b>



### Membership Composition April 2026 Cumulative



### Gender Composition April 2026 Cumulative

